

# SHOWWIN

Attuatore elettrico tubolare per l'apertura e la chiusura di tapparelle, tende esterne, tende oscuranti, tende filtranti e zanzariere

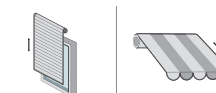
*Tubular motor for opening/closing roller shutters, sun awnings, blinds, sunscreens and mosquito screens*

# Salire e scendere con eleganza

*Opening and closing with elegance*



Aperture | Opening



Caratteristiche tecniche | Technical characteristics

- Diametri / Diameter: 35, 45, 59 mm
- Coppia massima / Max torque: 6, 10, 20, 30, 40, 50, 80, 100 Nm
- Tensioni / Tensions: 230VAC 50Hz
- Versione Radio compatibile con R-Control (434,15 Mhz)  
*Radio version compatible with R-Control (434,15 Mhz)*
- Accessori di fissaggio non inclusi nella confezione, disponibili secondo la modalità di applicazione  
*Fixing accessories not included, available according to application*



**COMUNELLO**  
FRAME AUTOMATION

# SHOWIN

All'interno delle confezioni si trovano tutti gli elementi e gli strumenti che rendono semplici le operazioni di montaggio e di collegamento con l'impianto elettrico. Libretti ed informazioni tecniche sono disponibili anche sul sito [comunello.com](http://comunello.com). È inoltre operativo il servizio di assistenza tecnica Showin con supporto telefonico. Gli attuatori della serie Showin sono conformi alle Direttive CE (Direttiva EMC, LVD e R&TTE) e successivi emendamenti

*The box contains all the parts and equipment you need to make set up and connection as easy as possible. Instruction manuals and technical information are available on our website at [www.comunello.com](http://www.comunello.com). We also offer our Showin service to provide expert technical support by phone. The Showin actuator range are in compliance with Directives EC (EMC, LVD and R&TTE directives) as amended.*

## Package contents

Attuatore elettrico tubolare  
*Tubular motor*

Chiave di regolazione fine corsa  
*Limit switch adjustment wrench*

Libretto di istruzioni multilingua  
*Multi-lingual user's guide*

## SHOWIN ACCESSORIES

Accessori disponibili per  
**tutti i modelli Showin**

*Accessories available for  
 all Showin models*



## Regolazione fine corsa *Limit switch regulation*

## Fissaggio puleggia *Fixing pulley*

## Fissaggio all'attacco *Fixing system*

## Vasta gamma di accessori *Large range of connection accessories*

### OCCHIOLO ESAGONO / EYELET

MS00 XX 01N 0G 00  
 Occhiole esagono 7 x 80 mm con manovra di soccorso  
*Eyelet with 7 x 80 mm hexagon with manual override*



### OCCHIOLO SNODO 45° / 45° JOINT EYELET

MS00 XX 02N 0G 00  
 Occhiole snodo 45° con manovra di soccorso  
*45° joint eyelet with manual override*



### OCCHIOLO SNODO 90° / 90° JOINT EYELET

MS00 XX 03N 0G 00  
 Occhiole snodo 90° con manovra di soccorso  
*90° joint eyelet with manual override*



### ASTA MANUALE FISSA CON GANCIO / FIXED MANUAL CRANK WITH HOOK

MS00 XX 04N 0G 00 L= 1500mm con manovra di soccorso / with manual override  
 MS00 XX 05N 0G 00 L= 1800mm con manovra di soccorso / with manual override



### ASTA MANUALE ARTICOLATA CON GANCIO / FOLDABLE MANUAL CRANK WITH HOOK

MS00 XX 06N 0G 00 L= 1800mm con manovra di soccorso / with manual override



### RILEVATORE DI PIOGGIA RAIN SENSOR

1 pezzo (0,44 Kg)

MX00 AR 01N 0G 00



MX00 AR 01N 0T 00



### RILEVATORE VENTO WIND SENSOR

1 pezzo (0,30 Kg)

MX00 AR 02N 0G 00



### RILEVATORE VENTO/SOLE WIND/SUN SENSOR

1 pezzo (0,30 Kg)

MX00 AR 02N 0T 00



### UNITÀ DI CONTROLLO 1 USCITA MOTORE CON O SENZA RICEVENTE INTEGRATA 1 OUTLET MOTOR CONTROL UNIT WITH OR WITHOUT BUILT-IN RECEIVER

(230 Vac) 1 pezzo (0,22 Kg)

MX00 AU 02H 0W 00

Con ricevente / With receiver

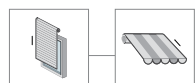


MX00 AU 03H 0W 00

Senza ricevente / Without receiver



# SHOWIN S35



- Rilevamento ostacoli | *Obstacle detection*
  - Servizio | *Type of service* S2 - 4 min
  - Temp min-max -5°C / +50°C
- IP44



## SHOWIN S35 Ø 35mm

Article	Type	Product code	230 Vac	Config pag 34-35	Max load Carico	Torque speed Coppia	Rpm speed Velocità	Power	Parallel connect	Lenght	Weight	Pieces
<b>S35 6N</b>	SM	MS35 SM 06H 0B 00	0,53 A	■	17 Kg	6	28	121W	No	440 mm	1,40 Kg	1
<b>S35 10N</b>	SM	MS35 SM 10H 0B 00	0,53 A	■	27 Kg	10	28	121W	No	440 mm	1,40 Kg	1

SM Finecorsa meccanico / *Mechanical limit switch*

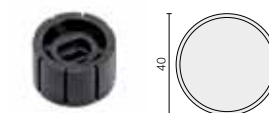
## SHOWIN S35 Accessories

### PULEGGIA / ADAPTER

MS35 AP 01N 0B 00  
Puleggia/corona per tubo ottagonale Ø40  
*Male/female adapter for Ø40 mm octagonal tube*

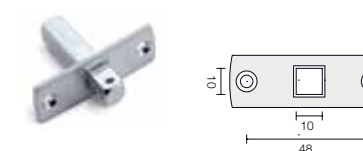


MS35 AP 02N 0B 00  
Puleggia/corona per tubo tondo Ø40  
*Male/female adapter for Ø40 mm round tube*



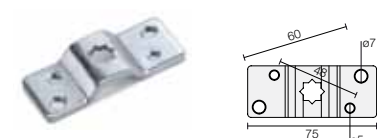
### STAFFA CON PERNO QUADRO / BRACKET WITH ROUND PIN

MS45 AS 01N 0G 00  
Staffa con perno quadro - Zincato Bianco  
*Bracket with round pin - White Galvanized*



### STAFFE DI SUPPORTO. ZINCATO BIANCO / SUPPORT BRACKETS. WHITE GALVANIZED

MS45 AS 02N 0G 00  
Staffa di supporto max 50Nm interasse 48 mm  
*Support bracket, max 50Nm centre distance 48 mm*



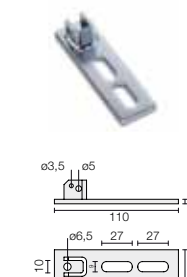
MS45 AS 04N 0G 00  
Staffa di supporto regolabile a vite  
*Screw-adjustable support bracket*



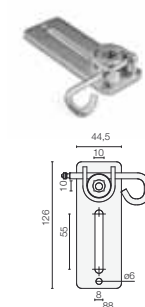
MS45 AS 05N 0G 00  
Staffa di supporto quadra  
*Square section support bracket*



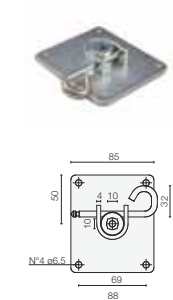
MS45 AS 06N 0G 00  
Staffa di supporto regolabile  
*Adjustable support bracket*



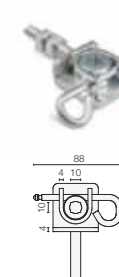
MS45 AS 07N 0G 00  
Staffa di supporto  
*Support bracket*



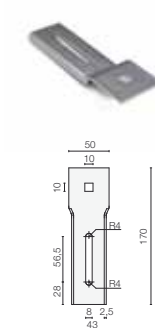
MS45 AS 08N 0G 00  
Staffa di supporto  
*Support bracket*



MS45 AS 09N 0G 00  
Staffa di supporto  
*Support bracket*



MS45 AS 10N 0G 00  
Staffa di supporto  
*Support bracket*

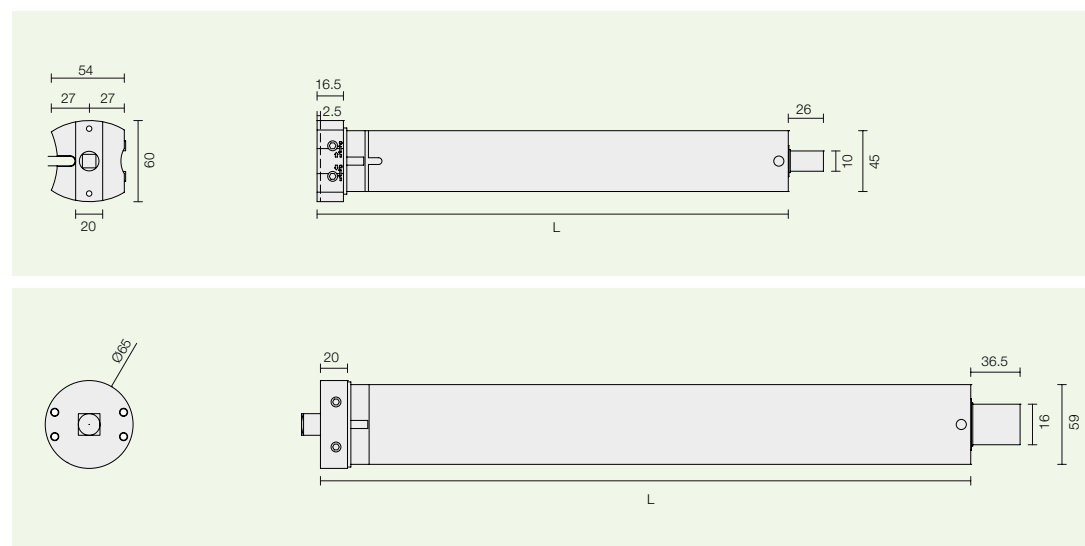
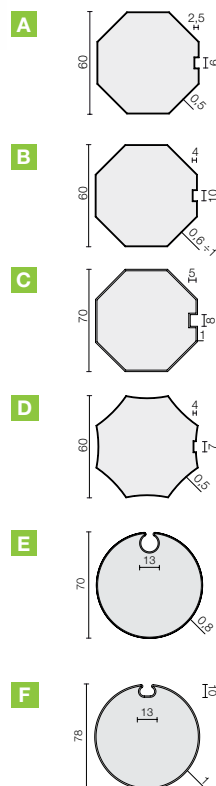
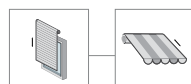




# SHOWIN S45

- Rilevamento ostacoli | *Obstacle detection*
- Servizio | *Type of service* S2 - 4 min
- Temp min-max -5°C / +50°C

IP44



## SHOWIN S45 Ø 45mm

Article	Type	Product code	230 Vac	Config pag 34-35	Radio	Max load Carico	Torque speed Coppia	Rpm speed Velocità	Power	Parallel connect	Lenght	Weight	Pieces
S45 10N	SM	MS45 SM 10H 0B 00	0,49 A	■	-	20 Kg	10	15	112W	No	450 mm	2,10 Kg	1
S45 20N	SM	MS45 SM 20H 0B 00	0,64 A	■	-	35 Kg	20	15	145W	No	450 mm	2,10 Kg	1
S45 30N	SM	MS45 SM 30H 0B 00	0,83 A	■	-	55 Kg	30	15	191W	No	480 mm	2,20 Kg	1
S45 40N	SM	MS45 SM 40H 0B 00	0,86 A	■	-	80 Kg	40	15	194W	No	500 mm	2,30 Kg	1
S45 50N	SM	MS45 SM 50H 0B 00	0,89 A	■	-	95 Kg	50	12	205W	No	500 mm	2,30 Kg	1
S45 20N M/S	MM	MS45 MM 20H 0B 00	0,83A	■	-	55 Kg	30	15	191W	No	660 mm	3,00 Kg	1
S45 30N M/S	MM	MS45 MM 30H 0B 00	0,86A	■	-	55 Kg	30	15	191W	No	660 mm	3,00 Kg	1
S45 40N M/S	MM	MS45 MM 40H 0B 00	0,86A	■	-	80 Kg	40	15	194W	No	660 mm	3,00 Kg	1
S45 50N M/S	MM	MS45 MM 50H 0B 00	0,89A	■	-	95 Kg	50	12	205W	No	660 mm	3,00 Kg	1
S45 20N C/RIC	RM	MS45 RM 20H 0B 00	0,64A	■	Si	35 Kg	20	15	150W	No	580 mm	2,50 Kg	1
S45 30N C/RIC	RM	MS45 RM 30H 0B 00	0,83A	■	Si	55 Kg	30	15	180W	No	580 mm	2,50 Kg	1
S45 40N C/RIC	RM	MS45 RM 40H 0B 00	0,86A	■	Si	80 Kg	40	15	240W	No	600 mm	2,50 Kg	1
S45 50N C/RIC	RM	MS45 RM 50H 0B 00	0,89A	■	Si	95 Kg	50	12	240W	No	600 mm	2,50 Kg	1

SM Finecorsa meccanico  
Mechanical limit switch

MM Finecorsa meccanico e manovra di soccorso  
Mechanical limit switch and manual override

RM Finecorsa meccanico con radiocomando  
Mechanical limit switch with radio receiver

## SHOWIN S45 Accessories

### PULEGGIA / ADAPTER



MS45 AP 01N 0B 00  
Puleggia/corona per tubo ottagonale Ø 60 mm  
Male/female adapter for octagonal tube Ø 60 mm

MS45 AP 02N 0B 00  
Puleggia/corona per tubo ottagonale Ø60 mm  
Male/female adapter for Ø60 mm octagonal tube

MS45 AP 03N 0B 00  
Puleggia/corona per tubo ottagonale Ø70 mm  
Male/female adapter for Ø70 mm octagonal tube

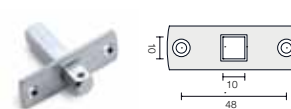
MS45 AP 04N 0B 00  
Puleggia/corona per tubo a stella Ø60 mm  
Male/female adapter for Ø60 mm star-section tube

MS45 AP 05N 0B 00  
Puleggia per ogiva Ø70 mm  
Male/female adapter for Ø70 mm tube with groove

MS45 AP 06N 0B 00  
Puleggia per ogiva Ø78 mm  
Male/female adapter for Ø78 mm tube with groove

### STAFFE DI SUPPORTO. ZINCATO BIANCO / SUPPORT BRACKETS. WHITE GALVANIZED

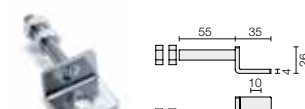
MS45 AS 01N 0G 00  
Staffa con perno quadro  
Bracket with round pin



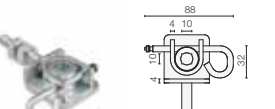
MS45 AS 02N 0G 00  
Staffa di supporto max 50Nm interasse 48 mm  
Support bracket, max 50Nm centre distance 48 mm



MS45 AS 04N 0G 00  
Staffa di supporto regolabile a vite  
Screw-adjustable support bracket




MS45 AS 09N 0G 00  
Staffa di supporto  
Support bracket



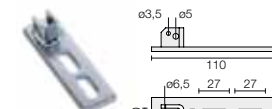
MS45 AS 05N 0G 00  
Staffa di supporto quadra  
Square section support bracket



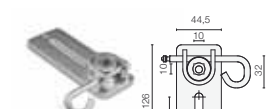
MS45 AS 08N 0G 00  
Staffa di supporto  
Support bracket



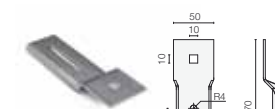
MS45 AS 06N 0G 00  
Staffa di supporto regolabile  
Adjustable support bracket



MS45 AS 07N 0G 00  
Staffa di supporto  
Support bracket



MS45 AS 10N 0G 00  
Staffa di supporto  
Support bracket



### CALOTTA / IDLER PULLEY

MS45 AP 07N 0B 00



# SHOWIN S59

- Rilevamento ostacoli | *Obstacle detection*
  - Servizio | *Type of service* S2 - 4 min
  - Temp min-max -5°C / +50°C
- IP44



## SHOWIN S59 $\varnothing$ 59mm

Article	Type	Product code	230 Vac	Config pag 34-35	Max load Carico	Torque speed Coppia	Rpm speed Velocità	Power	Parallel connect	Lenght	Weight	Pieces
<b>S59 80N</b>	SM	MS59 SM 80H 0B 00	1,43 A	■	125 Kg	80	15	330W	No	585 mm	5,70 Kg	1
<b>S59 100N</b>	SM	MS59 SM 0AH 0B 00	1,52 A	■	165 Kg	100	9	340W	No	585 mm	5,70 Kg	1
<b>S59 80N M/S</b>	MM	MS59 MM 80H 0B 00	1,43 A	■	125 Kg	80	15	330W	No	695 mm	5,95 Kg	1
<b>S59 100N M/S</b>	MM	MS59 MM 0AH 0B 00	1,52 A	■	165 Kg	100	9	340W	No	695 mm	5,95 Kg	1


**SM** Finecorsa meccanico  
*Mechanical limit switch*

**MM** Finecorsa meccanico e manovra di soccorso  
*Mechanical limit switch and manual overdrive*

## SHOWIN S59 Accessories

### STAFFA DI SUPPORTO / SUPPORT BRACKET

MS59 AS 03N 0G 00  
Staffa di supporto max 100Nm interasse 48 mm - Zincato Bianco  
*Support bracket, max 100Nm centre distance 48 mm - White Galvanized*



### STAFFA DI SUPPORTO / SUPPORT BRACKET

MS59 AS 04N 0G 00  
Staffa di supporto quadra - Zincato Bianco  
*Square section support bracket - White Galvanized*



### STAFFA DI SUPPORTO / SUPPORT BRACKET

MS59 AP 01N 0B 00  
Puleggia/corona per tubo ottagonale  $\varnothing$ 70  
*Male/female adapter for  $\varnothing$ 70 mm octagonal tube*



### STAFFA DI SUPPORTO / SUPPORT BRACKET

MS59 AP 02N 0B 00  
Puleggia/corona per ogiva  $\varnothing$ 78  
*Male/female adapter for  $\varnothing$ 78 mm tube with groove*

